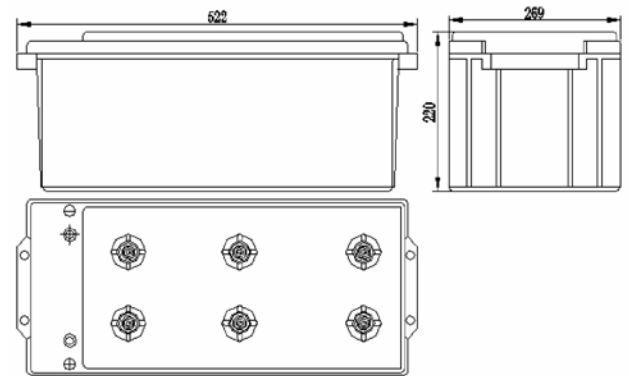


Specifications

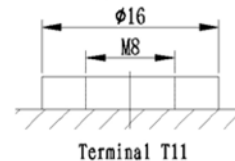
Nominal Voltage		12 V
Capacity (25°C)	120HR(11.1V)	240Ah
	20HR(10.8V)	200Ah
	5HR(10.5V)	112Ah
Dimension	Length	521 ± 2mm (20.51inch)
	Width	269 ± 2mm (10.59inch)
	Height	220 ± 2mm (8.66inch)
	Total Height	223 ± 2mm (8.78inch)
Approx. Weight		Approx. 68 kg (150 lbs)
Terminal type		T11
Internal resistance (Fully charged, 25°C)		Approx. 3.6m Ω
Capacity affected by temperature (10HR)	40°C	103%
	25°C	100%
	0°C	88%
	-15°C	70%
Self-discharge (25°C)	3 month	Remaining Capacity: 94%
	6 month	Remaining Capacity: 88%
	12 month	Remaining Capacity: 75%
Nominal operating temperature		25°C ± 3°C (77°F ± 5°F)
Operating temperature range	Discharge	-15°C ~ 50°C (5°F ~ 122°F)
	Charge	-10°C ~ 50°C (14°F ~ 122°F)
	Storage	-20°C ~ 50°C (-4°F ~ 122°F)
Float charging voltage(25°C)		13.50 to 13.62V Temperature compensation: -18mV/°C
Cyclic charging voltage(25°C)		14.10 to 14.40V Temperature compensation: -24mV/°C
Maximum charging current		40A
Terminal material		Copper
Maximum discharge current		1000A (5 sec.)
Designed floating life(20°C)		20 years

- ◆ Gelled electrolyte technology;
- ◆ Tubular Positive Plate;
- ◆ ABS container.
- ◆ DIN 40742 Standard

Dimensions



Terminal



Constant Current Discharge Characteristics (A, 25°C)

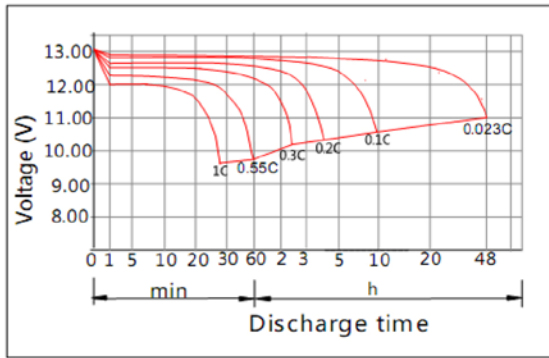
F.V/TIME	30min	60min	2h	3h	4h	5h	6h	8h	10h	20h	24h	48h	72h	120h
1.65V	171	110	71.8	51.2	44.2	37.9	32.4	24.4	20.3	10.7	9.77	---	---	---
1.70V	166	107	71.2	50.7	43.8	37.7	32.2	24.2	20.3	10.7	9.71	---	---	---
1.75V	162	105	70.1	50.1	43.2	37.5	32.0	23.8	20.1	10.6	9.64	4.80	---	---
1.80V	156	102	68.2	49.5	42.7	36.4	30.9	23.6	20.0	10.5	9.58	4.80	---	---
1.85V	145	94.7	63.4	47.2	39.8	33.9	28.8	22.1	18.8	9.89	9.07	4.67	3.22	2.00

Constant Power Discharge Characteristics (Watt per cell, 25°C)

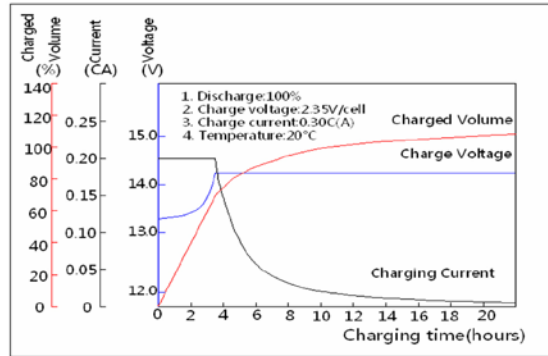
F.V/TIME	30min	60min	2h	3h	4h	5h	6h	8h	10h	20h	24h	48h	72h	120h
1.65V	318	205	137	98.2	85.3	73.9	63.5	48.0	40.2	21.1	19.3	---	---	---
1.70V	310	201	137	97.9	85.0	73.9	63.5	47.8	40.1	21.0	19.3	---	---	---
1.75V	304	199	135	97.7	84.4	73.0	63.4	47.2	39.9	21.0	19.2	9.64	---	---
1.80V	292	194	132	97.0	84.0	72.1	61.4	46.9	39.8	20.8	19.1	9.63	---	---
1.85V	276	182	124	92.9	78.6	67.4	57.5	44.1	37.5	19.8	18.2	9.40	6.57	4.13

Note: The above characteristics data can be obtained within three charge/discharge cycles.

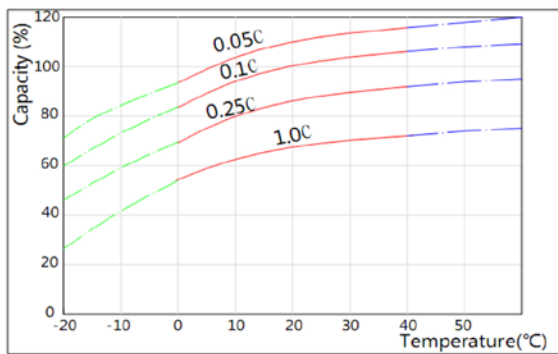
Discharge Characteristics(25°C)



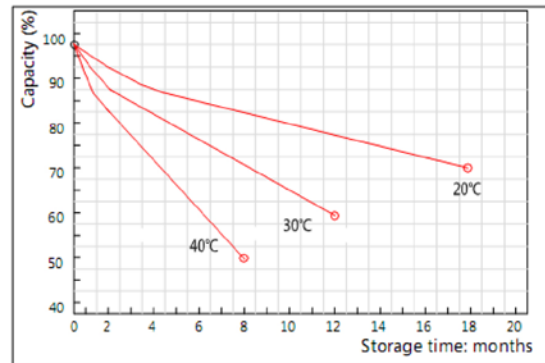
Charging Characteristics(25°C)



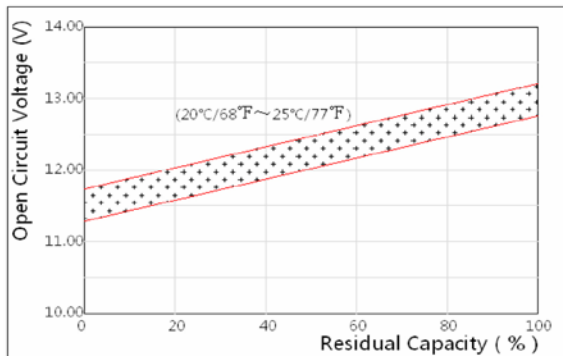
Effect of Temperature on Capacity



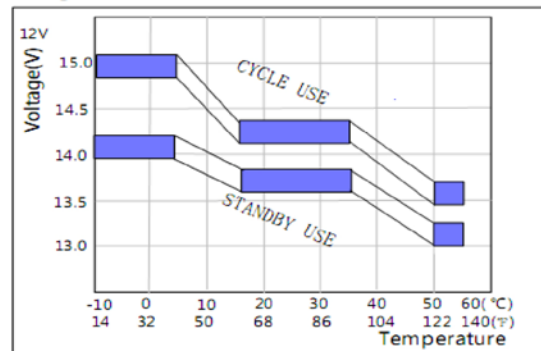
Self-discharge Characteristics



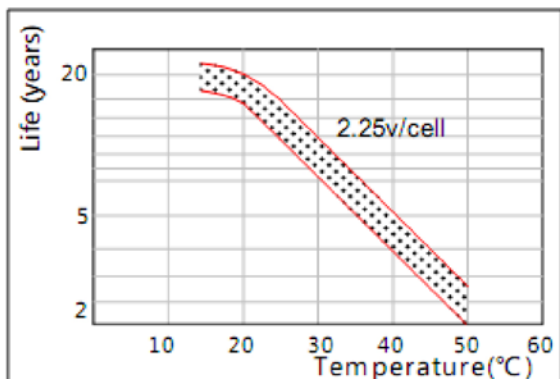
The Relationship for Open Circuit Voltage and Residual Capacity (25°C)



The Relationship for Charging Voltage and Temperature



Floating Life on Temperature



Cycle Life on D.O.D(25°C)

